


OneCare Vermont

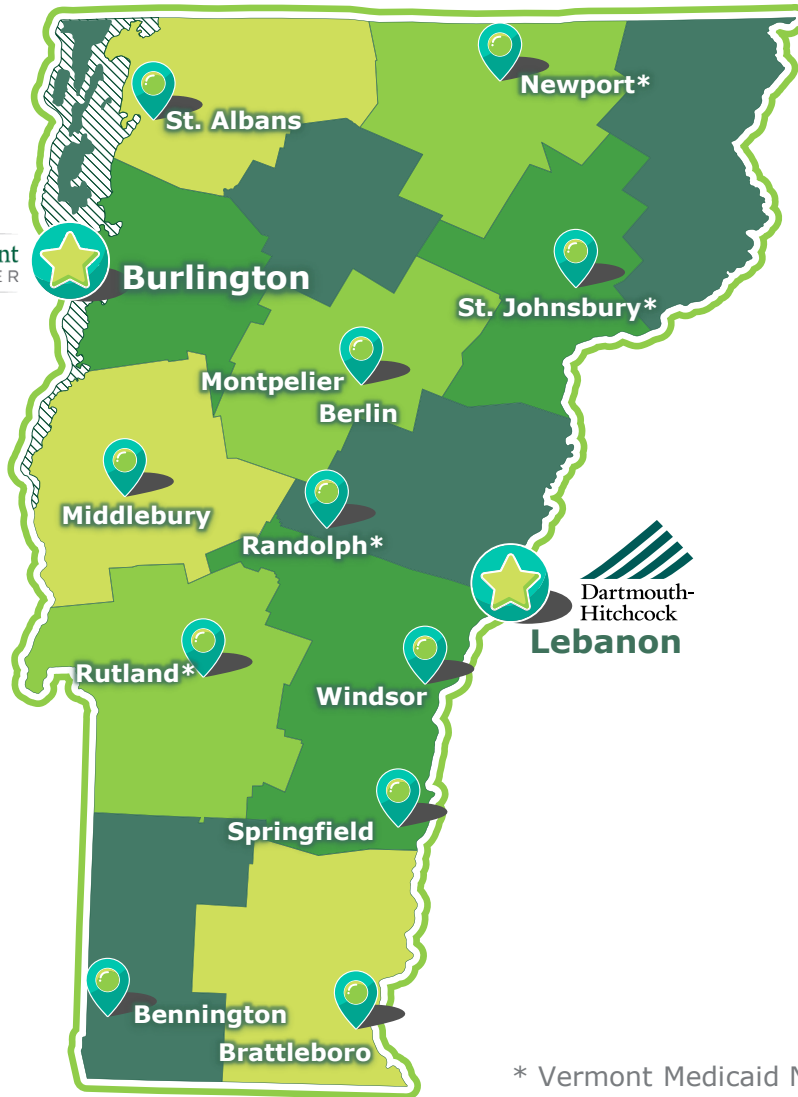
Committee
on
House Health Care

Tom Borys, Director of Finance
2/20/2019



OneCareVermont
onecarevt.org

2019 OneCare Network

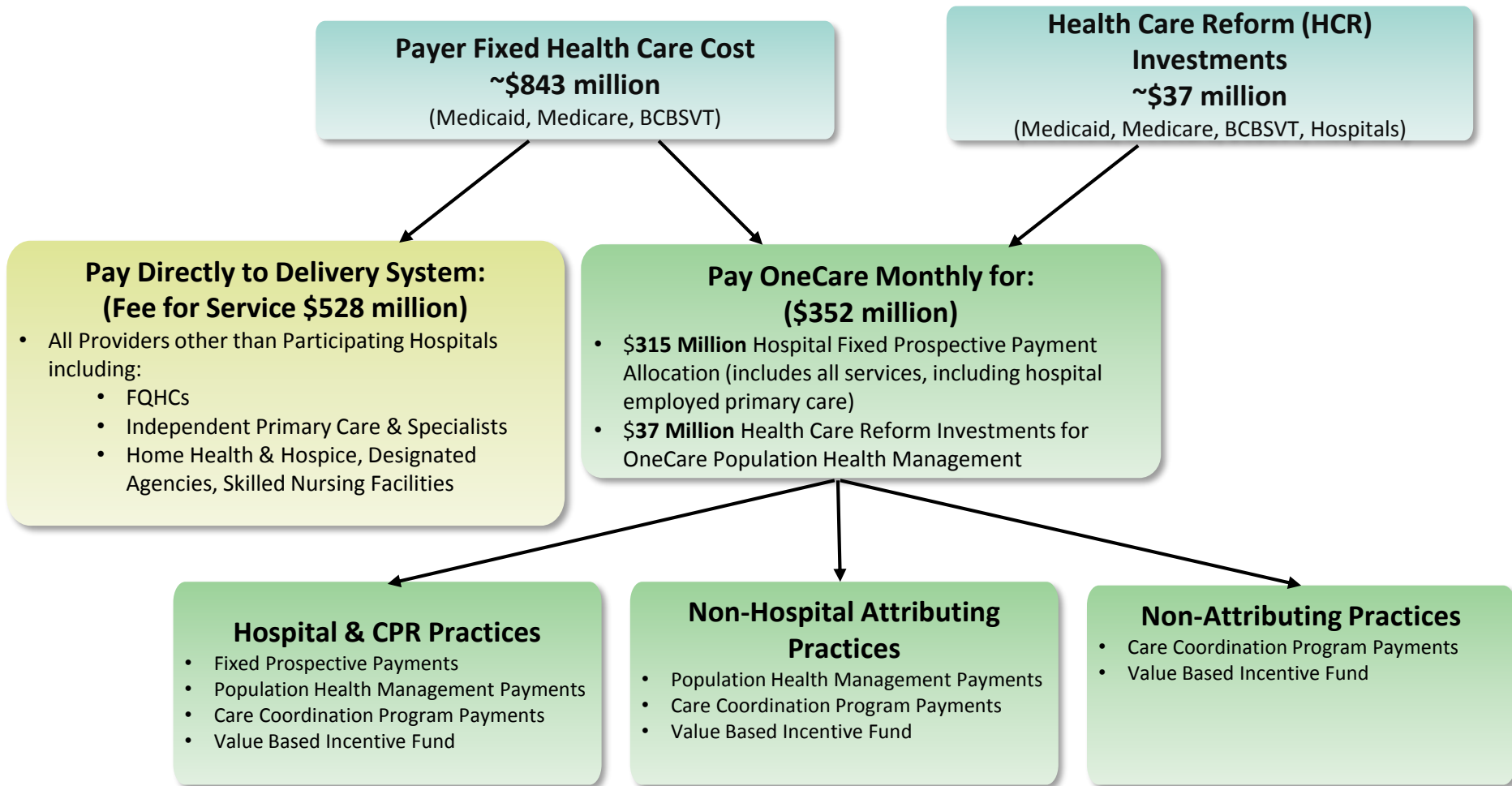


- ✓ ~172,000 Vermonters (630,000 population)
 - Medicaid
 - Medicare
 - Commercial
 - Self-Insured

- ✓ 13 Hospitals
- ✓ 132 Primary Care Practices
- ✓ 242 Specialty Care Practices
- ✓ 6 FQHCs
- ✓ 23 Skilled Nursing Facilities
- ✓ 9 Home Health Agencies
- ✓ 9 Designated Agencies for Mental Health and Substance Use
- ✓ 5 Area Agencies on Aging

* Vermont Medicaid Next Generation only

OneCare Vermont Financial Flow



Investments in Vermont's Delivery System

Delivery Support	Annual Investment
Primary Care Population Health Support	~\$ 5.6 M
Complex Care Coordination (Primary Care, HH, DAs, AAA)	~\$ 9.1 M
Value Based Incentive Funds (70% Primary Care and 30% participating providers)	~\$7.8 M
Comprehensive Payment Reform (Independent Primary Care)	~\$ 2.25 M
Specialists Payment Reform (Select Specialists)	~\$ 2.0 M
Primary Prevention (Rise VT)	~\$ 1.0 M
DULCE, Howard Center/ SASH, and St. Johnsbury Pilots	~\$ 600,000
SASH	~\$ 3.8 M
Community Health Teams	~\$ 2.3 M
PCMH Payments (Primary Care- BP)	~\$ 1.8 M
Innovation Fund	~\$ 1 M
Total	~\$37.25 M

Industry & HCA Billback FY14 - FY18 Actual, FY19-FY20 Estimate (in thousands; excludes CON & VPQHC billbacks)

Organization Name	FY14	FY15	FY16	FY17	FY18	FY19	FY20 GC	FY20 Gov Rec
Brattleboro	8	13	13	14	24			
Copley	8	12	14	15	26			
CVMC	15	28	32	38	59			
Gifford	6	10	11	12	19			
Grace Cottage (Carlos Otis)	1	2	1	1	2			
Mt Ascutney	2	3	3	3	5			
North Country	7	11	12	13	19			
Northeastern	6	10	11	12	20			
Northwestern	11	19	20	24	37			
Porter	8	13	14	14	22			
Rutland	28	46	49	57	89			
Southwestern	19	32	30	30	48			
Springfield	10	17	18	18	28			
UVMHC	\$ 94	\$ 150	\$ 158	\$ 169	275			
Total for Hospitals	\$ 223	\$ 369	\$ 387	\$ 421	\$ 673	\$ 1,120	\$ 1,717	\$ 2,965
Blue Cross and Blue Shield of Vermont	\$ 223	\$ 369	\$ 387	\$ 421	\$ 1,471			
MVP Health Plan Inc	53	9	107	122	111			
MVP Health Insurance Company	82	244	237	223	122			
The Vermont Health Plan, LLC	141	360	280	176	61			
Cigna Health and Life Ins Co	5	63	106	129	-			
Connecticut General Life Insurance Company	115	23	5	0	-			
Cigna Health and Life Ins Co/Connecticut General Life Ins Co	-	-	-	-	81			
UnitedHealthcare Insurance Company	16	11	20	35	23			
Aetna Life Insurance Company	17	14	12	24	18			
MVP Health Services Corp	-	-	-	-	6			
4 Ever Life Insurance Company	0	0	3	4	3			
State Farm Mutual Automobile Insurance Company	1	1	1	2	2			
QCC Insurance Company	3	3	3	4	2			
MVP Health Insurance Company of New Hampshire, Inc.	11	9	-	-	-			
All Other	2	1	0	-	-			
Total for Insurers	\$ 668	\$ 1,106	\$ 1,160	\$ 1,139	\$ 1,900	\$ 1,280	\$ 1,374	\$ 2,372
Total ACO	\$ -	\$ -	\$ -	\$ -	\$ -	\$ 155	\$ 343	\$ 593
Grand TOTAL	\$ 891	\$ 1,474	\$ 1,546	\$ 1,560	\$ 2,573	\$ 2,555	\$ 3,434	\$ 5,929

Billback Notes:

Hospital calculation based on budgeted acute admissions.

Insurance Company calculations based on Earned Premium.

Insurance companies assessed are licensed to do business in Vermont.

For FY19, the ACO will be assessed as per the statute.

As presented on February 8, 2019/GMCCB